

2018 COLORADO STATE FAIR

4-H CONTEST REQUIREMENTS

Section 8


**Entry deadline will be Monday two weeks prior to State Fair *(Expect for Shooting Sports Contests).
 Between August 14 through 18 late registrations will be accepted, but must include a late fee of
 \$10.00 per entrant. Absolutely NO entries or changes will be accepted after 5:00 pm on August 18.
 Exception is State Fair Fashion Revue as the deadline will be August 11.**

Table of Contents

Cake Decorating Contest.....	2
Creative Cooks Contest.....	6
4-H Public Presentations.....	11
Dog Trials.....	13
Showmanship.....	16
Obedience.....	18
Rally.....	22
Agility.....	25
Fashion Revue.....	27
Performing Arts.....	28
Vocal.....	29
Instrumental.....	30
Dance.....	30
Theatrical.....	31
Colorado 4-H Photo Contest.....	33
Robotics Challenge.....	34
Rocket Fly Day.....	35
Section 9	
Awards.....	37

Contest Superintendents

Vanessa Tranel..... Cake Decorating Contest Superintendent
 Verla Noakes Creative Cooks Contest Superintendent
 Julia Hurdlebrink Creative Cooks Contest Superintendent
 Nadine Henry.....Creative Cooks Contest Superintendent
 Peggy Edson.....Demonstration Contest Superintendent
 Amy Henschen.....Interpretive Reading Superintendent
 Carol Kuhns..... Dog Trials General Superintendent
 Tina Wickizer.....Showmanship Dog Superintendent
 Florence Andrews..... Dog Tabulations Super.
 Donna DarnellDog Rally Super.
 Pat Lester.....Obedience Superintendent
Agent Dog Superintendent
 Lorri Arnold..... Fashion Revue Superintendent
 Megan Blaser..... Fashion Revue Superintendent
 Kim Sterkel..... Fashion Revue Superintendent
 Amy Henschen..... Robotics Challenge Superintendent
 Rocket Fly Day Superintendent
Asst. Rocket Fly Day Superintendent



2018 Cake Decorating Contest

Vanessa Tranel. Superintendent
Vanessa.tranel@colostate.edu
Call 970-491-7883 for questions about cake decorating contest.

Note: Please read 4-H Project Exhibit Rules on page 1.

Contest date: Sunday, August 26

Participant's Entry Fee: \$10 payable to the county offices with contestant's registration materials.

Registration Deadline:
August 13

Entry deadline will be Monday two weeks prior to State Fair. Late registrations will be accepted from August 14 through August 17, but must include a late fee of \$10.00 per entrant. Absolutely NO entries or changes will be accepted after 5:00 pm on August 17th. (However, online registration completed by **August 10** is highly preferable.)

Place: The contest is held in the 4-H Exhibit Building on the State Fairgrounds.

Gate Admission: Counties are responsible for ordering gate passes from the Colorado State Fair and distributing them to the individuals who will be Cake Decorating contestants. Superintendent *will not* be sending passes. **Parking is not available on the fairgrounds.**

Lodging: Lodging is available at the Colorado State Fair/4-H Camp Tobin dormitories. Meals are available at the 4-H dining hall. Both require advanced reservations. Register for meals and lodging through 4honline. Contact your Extension office for help with registration.

Each county office will issue **one check payable to Colorado State University/State Fair** for county entry total.

Mail by Aug. 13 to:

Sharie Harless
CSU State 4-H Office
Campus Delivery 4040
Fort Collins, CO 80523-4040

1. This contest will be open to 4-H members 8 to 18 years of age.

2. Members must be enrolled in the project unit in which they are participating.
3. Counties may enter one contestant in each division for a maximum of three contestants in each unit.

The following divisions will be judged in each unit:

<u>Units 1-6</u>	<u>Units 7-9</u>
Junior 8-10	Intermediate 11-13
Intermediate 11-13	Senior 14-18
Senior 14-18	

Unit 10-11 **SENIORS ONLY**

4. Judging will be done by units.
5. Project exhibit rules apply to this contest. All contestants in a unit will work at the same time. Judges will circulate to observe methods used.
6. All contestants must bring:
 - Cake or cake forms for decorating.
 - All equipment and materials required to decorate a cake.
 - Frosting needed (colored and ready to use).
7. The frosting must be applied as part of the contest in Units 1 through 7. Units 9 and 10 may frost the cake prior to the contest. For Unit 8 the contestants will need to cover the cake with fondant as a part of the contest. Contestants will be responsible for planning a design that can be completed in the time allowed.
8. No cell phones are allowed during the judging.
9. No parents are allowed in the kitchen area before or during the judging.

UNIT 1. — EDIBLE---30 MINUTES

- | | |
|-----------|------|
| Class 410 | Jr. |
| Class 411 | Int. |
| Class 412 | Sr. |
- A. Frost single-layer 8- or 9- or 10-inch round or square or 9" x 13 **real** cake.
 - B. Cake may be crumb-frosted before, but base frosting must be applied as part of the contest.

- C. Apply design using edible materials (no tips). One fourth of the top of cake should be visible to show smooth base.
- D. Bottom border is required.
- E. Fondant may be used for decorations only on the cake. No royal icing can be used as icing or decorations. No non-edible material can be used in units 1-6.
- F. Bottom Base Border required.
- G. Clean up area.

UNIT 2. —SINGLE LAYERED -- 1 HOUR

Class 413 Jr.
 Class 414 Int.
 Class 415 Sr.

- A. Frost single-layer 8" or 9" or 10"- inch round or square **real** cake for this unit.
- B. Cake may be crumb-frosted before, but base frosting must be applied as part of the contest.
- C. Decorate the real cake using a leaf tip, star tip and writing tip only. (No fondant or royal icing may be used as icing or decorations on the cake.)
- D. One fourth of the top of cake should be visible to show smooth base.
- E. Bottom Bass Border is required.
- F. Only edible materials may be used. No non-edible material can be used in units 1-6.
- G. Clean up area.

UNIT 3. —TWO LAYERED --- 1 HOUR

Class 416 Jr.
 Class 417 Int.
 Class 418 Sr.

- A. Frost two-layered **real** cake (8" or 9" or 10" -inch round or square).
- B. Cake may be crumb-frosted before, but base frosting must be applied as part of the contest.
- C. One fourth of the top of the cake should be visible to show smooth base.
- D. Decorate cake using 3-5 different types of tips. The following tips must be used:
 - Leaf tip
 - Writing tip
 - Star tip
- E. No non-edible material can be used in units 1-6.
- F. No fondant or royal icing may be used.
- G. Figure piping is required.
- H. Side border is required.
- I. Bottom Base Border is required.
- J. Clean up area.

UNIT 4 ----CHARACTER CAKES ---1 HOUR

Class 419 Jr.
 Class 420 Int.
 Class 421 Sr.

- A. One decorated character **real** cake (an entire cake which resembles the shape of a character or object made without cutting, other than a classic square, round, oblong, heart, hexagon, oval or petal cake shape). Three-dimensional cakes are acceptable.
- B. Cake may be crumb frosted before contest.
- C. Decorate cake using primarily the star tip or other tips appropriate to the design. No non-edible material can be used in Units 1-6.
- D. Bottom Base Border is required.
- E. Clean up area.

UNIT 5. —CUPCAKES---1 HOUR

Choose one of the following categories:

- Themed Cupcakes or
- Stacked Cupcakes or
- Character Cupcakes

Class 422 Jr.
 Class 423 Int.
 Class 424 Sr.



THEMED CUPCAKES

- A. Decorate a minimum of 3 and a maximum of 6 regular size (2 ¾ inches) cupcakes in liners using frosting and edible materials.
- B. Fondant and royal icing can be used only for decorations.
- C. Cupcakes should be of a similar design or theme (themed cupcakes mean that there is a central idea between all the cupcakes; for example: animal theme, flower theme, Disney characters, cupcakes do not have to be all the same.)
- D. No non-edible materials can be used in Units 1-6.
- E. Cupcakes can be displayed in a 6-cup muffin tin or in foil liners on sturdy paper/plastic plate.
- E. Clean up area.

STACKED CUPCAKES

- A. Decorate a minimum of 4 and a maximum of 8 cupcakes creating one design or theme where cupcakes are

stacked on top of each other and decorated using frosting and edible materials. (Experiment with using mini cupcakes and regular sized cupcakes when stacking) Non-visible supports can be used to hold stacked cupcakes.

- B. Fondant and royal icing can be used only for decorations.
- C. Cupcakes (at least 2 and not more than 4 stacked cupcakes should be securely (secure with frosting) on a display board.
- D. No non-edible material can be used in Units 1-6.
- D. Clean up area.

CHARACTER CUPCAKES

- A. Decorate and develop a character or design using multiple cupcakes. Character Cupcakes are multiple individually decorated cupcakes that come together to create the character, (for example: cupcakes that create an alligator or scarecrow etc.)
- B. Decorate using frosting and edible materials.
- C. Fondant and royal icing can be used only for decorations. No non-edible materials can be used in units 1-6.
- D. Cupcake character must be displayed on one cake board with a maximum size of 9" x13".
- D. Clean up area.

UNIT 6. ---CUT-UP CAKES— 1 HOUR

Class 425 Jr.
 Class 426 Int.
 Class 427 Sr.

- A. One decorated cut-up cake using **three different types** of decorator tips (not different sizes of the same tips) using only **edible materials**. Non-edible internal supports are allowed but must not show.
- B. No non-edible material can be used in units 1-6.
- C. The member must provide a diagram or pattern of how the cake was cut.
- D. Pieces may be cut, put together and crumb-frosted prior to contest.
- E. Bottom Base Border is required.
- F. Clean up area.

UNIT 7. —FLAT SURFACE AND NAIL FLOWERS---1 HOURS

Class 428 Int.
 Class 429 Sr.

- A. Two-layered 8, 9 or 10-inch cake or cake form. Contestant may be asked to make a flower in front of the judge.
- B. Cake may be crumb-frosted before, but base frosting must be applied as part of the contest.
- C. Flowers may be made prior to the contest.
- D. Use only edible materials except stamens on flowers. Stamens may be purchased or hand-made.
- E. No Fondant
- F. Decorate cake using a minimum of:
 - One flat surface flower
 - One flower made on a flat flower nail
 - One border
 - One side trim is required
- G. Bottom Base Border is required.
- H. Clean up area.

UNIT 8. —FONDANT----1 HOUR

Class 430 Int.
 Class 431 Sr.

- A. Decorate one two-layered cake or cake form, 8, 9 or 10-inches round or square.
- B. Cake can be prepared for fondant.
- C. Cake must be covered in fondant as part of the contest.
- D. Decorated using skills learned from Units 3-7 and fondant and gum paste decorations.
- E. Bottom Base Border is required.
- F. Clean up area.

UNIT 9. ----LILY FLOWERS ---1 HOUR

Class 432 Int.
 Class 433 Sr.

- A. One decorated two-layered 8, 9, 10-inch cake or cake form.
- B. Completely decorate the cake using:
 - Flower made on a lily-flower nail
 - Example of string work
 - Contestant may be asked to make a flower in front of the judge.
- C. Cake may be frosted in advance or as part of the contest.

- D. Artificial stamens, leaves, wire stems and floral tape may be used. All other decorations must be edible.
- E. String work is required. Writing is not string work.
- F. Bottom Base Border is required.
- G. Clean up area.

**UNIT 10 –TIERED CAKES –SENIORS ONLY
—1 ½ HOURS**

Class 434 Sr.

- A. Decorated one cake or cake form of three or more tiers of graduated sizes, using supports.
- B. Cakes may be frosted in advance and supports placed.
- C. Cake should be assembled and decorated as part of the contest.
- D. Decorate cake using:
 - Supports and separator plates
 - Pillars (optional)
 - Flowers, borders, side trim as desired
- E. Bottom Base Border is required.
- F. Artificial stamens for flowers, leaves, wire stems, floral tape, special occasion ornaments, and tulle and filler flowers may be used.
- G. Clean up area.

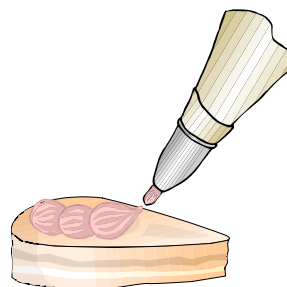
**UNIT 11—MOLDS—SENIORS ONLY—
1 HOUR**

Class 435 Sr.

- A. An edible molded or shaped object of any size or shape must be used.
- B. The contestant may decorate a free-standing molded or shaped object as part of the contest or may use a molded object as part of a cake design. If using a cake, the cake may be frosted in advance, or as part of the contest.
- C. Molding may be done in advance, but decoration should be applied as part of the contest.
- D. Contestant should explain to the judge how the molding or shaping was done. Tell about the material used, whether ingredients were difficult to secure, how fast the material sets up, etc. If possible, demonstrate shaping of the selected material. Show the molds used.
- E. Clean up area.

AWARDS

- Contestants are placed in blue, red and white groups.
- A Champion and Reserve Champion may be named in each division.
- A Grand Champion and Reserve Grand Champion junior, intermediate and senior contestant may be named overall.





2018 Creative Cooks Contest

Verla Noakes
Superintendent
verla.noakes@fremontco.com
Julia Hurdelbrink.Assistant
Superintendent
jhurdelbrink@adcogov.org
Nadine Henry. Assistant
Superintendent
Nadine.Henry@colostate.edu

Contest date: Saturday, August 25

Location: Colorado State Fair Grounds, 4-H Home Economics Building

Registration: 4-H Home Economics Building

Check-In: Juniors will compete first, followed by their awards, then Intermediates, followed by their awards and then Seniors followed by their awards.

A tentative schedule will be emailed to all contestants during the week prior to the contest.

Registration Deadline: August 13
Entry deadline will be Monday two weeks prior to State Fair. Late registrations will be accepted from August 14 through August 17, but must include a late fee of \$10.00 per entrant. Absolutely NO entries or changes will be accepted after 5:00 pm on August 17th.

Online registration completed by August 10 is highly preferable.

Recipes **must** be included with entries. Recipes not received by **August 13** will not be included in the Creative Cooks cookbook.

Each county office will issue **one check payable to Colorado State University/State Fair for county entry total.** Mail by **Aug. 13** to:

Sharie Harless
CSU State 4-H Office
4040 Campus Delivery
Fort Collins, CO 80523-4040

Participant's Entry Fee: \$10, which includes one cookbook. Additional cookbooks are available for \$3.00 each when purchased in advance.

Eligibility:

Contestants must be regularly enrolled 4-H members but do not have to be enrolled in a 4-H foods project.

Counties may enter one entry in each age division as listed for a maximum of 12 entries.

Divisions

Juniors: 8-10 years' old
Class 431 Individual
Class 432 Team
Class 433 Colorado Specialty Individual
Class 434 Colorado Specialty Team

Intermediates: 11-13 years' old
Class 435 Individual
Class 436 Team
Class 437 Colorado Specialty Individual
Class 438 Colorado Specialty Team

Seniors: 14-18 years' old
Class 439 Individual
Class 440 Team
Class 441 Colorado Specialty Individual
Class 442 Colorado Specialty Team

Age divisions are determined by age as of December 31 of the previous year.

A team shall consist of two 4-H members. They may be from different age divisions; however, they must compete in the age division of the oldest team member.

Contestants may enter as an individual or as a member of a team, but not both.

Contestants participating in other contests may still participate in Creative Cooks if they can arrange to be available for the judging period for their age group and before the judges begin final consultations.

Check-In: 4-H Home Economics Building, West door

Juniors will compete first, followed by their awards, then Intermediates, followed by their awards, and then Seniors followed by their awards.

A tentative schedule will be emailed to all contestants during the week prior to the contest.

Criteria--Contestant/Team will:

1. Plan a menu for a meal (for example, but not limited to, breakfast, brunch, lunch, dinner, barbecue, picnic, high tea, campout, sports game, holiday or birthday party).
2. Create a table or serving display around a theme, occasion, or activity and your meal. The display must include and involve the following:
 - Fit into the allowed a 48" square for a display area. All props must fit within the designated space.
 - Contestant(s) provides a card table if needed; must fit within 48" square.
 - One place setting appropriate for the meal planned.
 - A menu displayed on any stiff medium (foam board, tile, chalk board, framed, etc.) detailing the entire menu (no larger than 8-1/2"x11"). It is helpful if the menu can stand alone.
 - Centerpiece. No food, real or artificial, will be used as a centerpiece or part of a centerpiece.
 - Appropriate serving dishes and utensils.
3. Prepare, bring, and display one serving of a food item from the menu. This display will show how you would serve this dish, including garnishes, etc.
Guidelines:
 - No commercially prepared food is accepted.
 - Juniors and Intermediates should not prepare deep fat fried foods due to safety concerns.
 - Display the food prepared on the proper plate or bowl on your table setting.
 - Adults cannot help contestant(s) do prep work in the contest kitchen or set up the display. To do so may disqualify the member from the contest or forfeit all awards. They may help transport heavy or breakable items, boxes, etc. as needed.
 - Use of garnish is encouraged.
 - Cook, bake, prep food at home as much as possible.
 - See contest kitchen use below.
4. Present your display and food item to a judge. Judge(s) briefly interview participants regarding exhibits, and what they have

learned in preparing the exhibit. The participant should not begin or end with a prepared speech or demonstration without being asked to by the judge(s).

5. Serve your prepared food item to the judge(s).
Guidelines:
 - Use a separate sample for your food kept at your display table. Do not use your displayed serving for the judge's sample.
 - Serve the judges sample using disposable dishes and utensils. Do not use any food, dishes, or utensils from your display.
 - Use disposable plastic gloves if hands are going to touch the food while serving the judge.
 - Do not use plastic gloves throughout your set up and judging process. They do not remain sanitary very long.
 - Have a copy of the recipe and be ready to show to the judge if requested.

Food Safety and Contest Kitchen Use:

1. All food used for Creative Cooks should be brought from home unless you choose to purchase perishable items in Pueblo.
2. When selecting your recipe and prepared item, consider how the item will be transported to the State Fair safely (kept at safe temperatures) and attractively displayed. Judges may refuse to sample any food items they feel are unsafe to eat.
3. The kitchen at the Colorado State Fair is extremely limited so do as much food preparation as possible at home. A microwave is available to be used for warming only. Electrical outlets are available to plug in slow cookers, etc. to keep food at correct temperatures.
4. Leave the kitchen clean when finished.

Judging will be based on:

- A. Exhibitor — well groomed; understands meal planning
- B. Menu — balanced for flavor, color, texture, shape and nutrition
- C. Prepared dish — appearance, flavor and quality
- D. Table Setting — attractive; suitable for meal

- E. Knowledge of nutrition
- F. Specialty food knowledge
- G. Food safety
- H. Creativity

Colorado Specialty Foods Category:

1. Contestants entered in this category or classes must use the 2017 designated food or ingredient in their Creative Cooks exhibit. The product must be a major ingredient in the recipe to qualify for this division. Ingredients such as oil used to brown meat, as a garnish, or a spice or herb in the recipe do not qualify as a major ingredient.
2. Members entered in this category must also have some general knowledge beyond nutrition and food safety about this year's contest ingredient or food.

See the *Colorado Specialty Foods Category Supplement* for rules, guidelines, and 2018 designated ingredient. Adults cannot help contestant do prep work in the kitchen or set up display. To do so may forfeit all awards won. They may help transport heavy or breakable items, boxes, etc., as needed.

NOTE: Juniors and Intermediates are not to prepare deep fat fried foods due to safety concerns.

Awards:

A Champion and Reserve Champion will be designated in each age group — Individual, Team and Specialty Divisions. An overall Grand Champion and Reserve Grand Champion will be designated in each age group. Participants will vote for a Cook's Choice Award in their age group.

Grand Champion Senior exhibitor(s) will win the opportunity to be a Colorado Delegate to Western National Roundup. Depending on the availability of funds, partial support may be available from the Colorado 4-H Foundation.

2018 Colorado Specialty Foods Category

1. Members entered in this category or classes must use the 2018 designated food or ingredient in their Creative Cooks exhibit. The product must be a major ingredient in the recipe to qualify for this division. Ingredients such as oil used to brown meat, as a garnish, or in a small amount in the recipe do not qualify as a major ingredient.

2018 Contest Ingredient is Corn

Corn is a large grain plant that is used for a variety of things. An ear or cob of corn is actually part of the flower and an individual kernel is a seed. On average, an ear of corn has 800 kernels in 16 rows. Corn is one of the few crops that can be used for hundreds of different things – food, fuel and other products like gum and crayons.

→ Although corn can be dried and used as a thickening ingredient, it should not be considered a major ingredient for the contest item.

→ Corn and corn meal can be used for the Colorado Specialty Foods Category – as long as they are the major ingredient in the recipe.

2. Members entered in this category must also have some general knowledge beyond nutrition and food safety about this year's contest ingredient or food. The list below is a sample of the type of information that they should discover about the food. The judge might ask one or two general questions appropriate to each age division.

- Location in Colorado where ingredient is grown in Colorado
- Part of the country or world where it is grown other times of the year
- Varieties of food, ingredient, crop
- Unique production or harvest methods
- Plant type or animal origin
- Specific cuisines or cultures that use a lot of this ingredient
- The "specialness" of the ingredient—may be flavor, nutritional or diet value, color, texture, trendiness, cost
- Special handling or preparing techniques
- Other uses for the product
- Any other knowledge or interesting facts members may discover



Members do not need to know all the above. The above is guide for possible research searches.

3. Examples of contest food items and resources for 2018 Contest Ingredient – Corn:

cakes with corn

casseroles with corn

soups and chowders with corn

corn pudding

bread and muffins with corn

tamales.

Corn Commodity Fact Sheet from U.S. Agency for International Development

<https://www.usaid.gov/what-we-do/agriculture-and-food-security/food-assistance/resources/corn-commodity-fact-sheet>

Vegetables and Fruits for Health: Sweet Corn from University of Maine Extension

<https://extension.umaine.edu/publications/4253e/>

Corn from University of Nebraska

<https://food.unl.edu/documents/Corn.pdf>

What's So Great About Corn? From Pennsylvania Nutrition Education Network

http://panend7.lightsky.net/sites/default/files/SNAC/SNAC_English_newsletter/corn_newsletter2.pdf

2018 4-H Public Presentations Contests

Demonstrations & Illustrated Talks, and Interpretive Reading

Peggy Edson Superintendent
pedson@morgan.k12.co.us

Amy Henschen Interpretive Reading Superintendent
Amy.Henschen@colostate.edu

Contest Dates: Saturday August 25 & Sunday, August 26

Time: 8:00 am

Location: 4-H Auditorium – Colorado State Fairgrounds

Participant’s Entry Fee: \$10 per person

Registration Deadline: August 13
Entry deadline will be Monday two weeks prior to State Fair. Late registrations will be accepted from August 14 through August 17, but must include a late fee of \$10.00 per entrant. Absolutely NO entries or changes will be accepted after 5:00 pm on August 17.

Online registration completed by August 10 is highly preferable.

Each county office will issue **one check payable to Colorado State University/State Fair for county entry total.**

Mail by **Aug. 13** to:
 Sharie Harless
 CSU State 4-H Office
 4040 Campus Delivery
 Fort Collins, CO 80523-4040

Age Divisions: All ages are as of December 31 of the previous year:

- Juniors: 8-10 years’ old
- Intermediates: 11-13 years’ old
- Seniors: 14 and over

Gate Passes: Counties are responsible for ordering and distributing gate passes for contestants. Superintendent will not be sending passes.

Lodging: Lodging in the 4-H dorms and meals are available for purchase. Dormitory space is on a first-come, first-served basis.

Demonstrations & Illustrated Talks

- Class 443 Individual Junior
- Class 444 Team Junior
- Class 445 Individual Intermediate
- Class 446 Team Intermediate
- Class 447 Individual Senior
- Class 448 Team Senior

Interpretive Reading

- Class 449 Interpretive Reading Junior
- Class 450 Interpretive Reading Intermediate
- Class 451 Interpretive Reading Senior

Public Presentation Contest Rules:

Please see contest-specific section for additional rules pertaining to each division.

1. The contest will begin at 8 a.m. Awards will be given after each program. Superintendents will schedule each class after entries are received and will send a tentative schedule out to participants to let them know when they’ll need to arrive.
2. Junior contestants are 8-10 years of age. Intermediate contestants are 11-13 years of age. Senior contestants must have passed their 14th birthday and must not have reached age 19 as of December 31 of the previous year.
3. Each county is limited to three entries per class. The top three blue ribbon winners from each age division and class can compete at the state contest. (This is based on the Danish System. Counties are encouraged to use the Danish System to determine their top three blue ribbon winners in each class.)
4. Exhibitor must be enrolled in 4HOnline.
5. Presentations must be directly related to 4-H projects or activities that members are enrolled in. 4-H members are asked to be sensitive to the diverse audience that attends the fair. All materials to be presented are subject to review by the county extension office. Materials which are deemed inappropriate by the county will not be allowed.
6. The only public presentation division that allows teams is Demonstration & Illustrated talk. A team shall consist of two 4-H members. Both team members may be from the same age division. If they are not, they must compete in the division of the oldest member.
7. Time limits are event specific. Please check the rules for each division for more details. Demonstration and Illustrated talks an additional five minutes is allowed for set-up and take down.

	Junior	Intermediate	Senior
Demo & Ill. Talk	10 min Limited	10 min Limited	10 min Limited
Interpretive Reading	3-5 min	4-6 min.	6-8 min

8. Visual aids, props, etc., each individual and team will be expected to provide own equipment. General equipment and supplies, such as tables and chairs will be furnished when requested in advance of competition. Special equipment and/or supplies will depend upon

availability (i.e. LDC projector, cordless microphone, easels). Advanced requests must be made for special needs prior to the contest by contacting Connie Cecil at: Connie.Cecil@colostate.edu. Early arrival on the contest day is suggested for setting up special equipment.

9. A tentative contestant order will be emailed to the contestants in advance of the contest. Potential conflicts or concerns should be brought to the attention of the superintendent.
10. Overall Junior, Intermediate and Senior team and individual demonstrations will be ranked one to 10. A Champion and Reserve Champion (Junior, Intermediate and Senior) will be awarded overall. There will be no Danish system ribbons (blue, red, white) awarded.
11. Awards: Junior, Intermediate, and Senior team and individual participants will be ranked 1-10. There will be no Danish system ribbons (blue, red, white) awarded. Champion and Reserve Champion individuals and teams will be designated in each age division.

Demonstrations & Illustrated Talk Division Rules:

1. Each individual and team will be expected to provide their own equipment. General equipment and supplies, such as tables, chairs will be furnished when requested in advance. Special equipment such as LDC projects, easels, laptops are available but need to be requested in advance.
2. Each Demonstration and Illustrated Talk will be timed. All demonstrations and Illustrated Talks are limited to 10 minutes. An additional five minutes is allowed for set-up and take down.
3. Special Awards: The two-state senior grand champion team members and the senior individual grand champion demonstrator will each receive a partially paid educational trip to Western National 4-H Roundup. Winners of the demonstration contest must meet participation requirements for this event. Senior members who previously received a Western 4-H Roundup trip in team competition are not eligible to enter the team contest again but may enter individual competition. Members who received a Roundup trip in individual competition are not eligible to enter the individual contest again but may enter team competition. The top two demonstrations or illustrated talks in the Family Consumer Science area will receive a partially funded trip to compete at the Western National 4-H Roundup FCS (Family Consumer Science) Presentation Contest.

Interpretive Reading Division Rules:

1. Members deliver a rendition of a piece of pre-written material. The pre-written material should be a selection from a book, poem, story, etc., and should be 4-H appropriate (See General Rules). This area is not intended for presentation of original material written by the presenter. Members may choose which selection or multiple portions of a text to present, but may not change the content. Content should be cohesive and transition smoothly from one portion to the next.
2. During the beginning of the reading, the speaker should introduce their piece and explain the significance of the material.
3. Costumes and small props can be used but they need to be simple and minimal, not detracting from the strength of the presenter. Everyone will be expected to provide their own equipment. General equipment and supplies such as tables and chairs will be furnished when requested in advance of competition (See General Rules).
4. Each Interpretive Reading will be timed. Senior readings must be between 6-8 minutes in duration. Intermediate readings must be between 4-6 minutes in duration. Junior readings must be between 3-5 minutes in duration. Two points will be deducted for each 30 second over or under the time limit. Participants will be given a 30-second warning before end of the time period.
5. Please note: There is no national level contest for this event and, now, contestants are not eligible for Western National 4-H Roundup.

DOG TRIALS – 2018

Carol Kuhns..... General Superintendent
Tina Wickizer..... Showmanship Superintendent
Florence Andrews..... Tabulation Superintendent
Pat Lester..... Obedience Superintendent
Donna Darnell..... Rally Superintendent
Anne Knutson..... Volunteer Superintendent
Mary Killan..... Silent Auction Co-Superintendent
Pam McWilliams..... Silent Auction Co-Superintendent
..... Agent Superintendent

Saturday, August 25 Obedience Classes
Advanced Rally and
Team Classes

Sunday, August 26 Showmanship and
Novice Rally Classes

Participant's Entry Fee: \$25 per 4-H member

Registration Deadline: August 13
Entry deadline will be Monday two weeks prior to State Fair. Late registrations will be accepted from August 14 through August 17, but must include a late fee of \$20.00 per division. Absolutely NO entries or changes will be accepted after 5:00 pm on August 17.

Online registration completed by August 10 is highly preferable.

If your county contest is on or after this date, please contact Connie Cecil at connie.cecil@colostate.edu.)

Each county office will issue **one check payable to Colorado State University/4-H Camp Tobin for county entry total.**

Mail by **August 13** to:
Sharie Harless
CSU State 4-H Office
4040 Campus Delivery
Fort Collins, CO 80523-4040

All 4-H Dog Health Certificates are to be on 4HOnline. The county will complete the online portion of the registration process on behalf of its participants.

NOTE: The 2018 Volunteer Help Form will be web-based and information on the link will be sent out to all 4-H dog members and leaders. Please have your leaders and parents go to the website and sign up.

The State Fair Dog Show is a 4-H show. As such, 4-H youth development principles are of primary importance.

1. The Dog Trials will be held Saturday and Sunday, August 25 and 26, 2018. They will be held at the Colorado State Fair Events Center, starting with check-in from 7:30 – 8:30 a.m. on both days. **The Showmanship Test on Sunday will start at 8:00 am and go through until 9:30 am. No test will be given after 9:30 am.**
2. Dates of approved current and effective vaccination of the dog for rabies and **canine distemper** must be provided on the State 4-H Dog Health Certificate. Each entrant is required to complete the **State Dog Identification on 4honline** and have it on file in their Extension Office by **May 1st**. This form will be used at the State Fair Dog Show so make sure that all 4-H Dog members have completed this Dog ID.

The following information on vaccinations and titers have been provided by veterinarians at Colorado State University: Recommendations to minimize the chance of infectious disease spread at the State 4-H Dog Show

Ragan Adams, MA, DVM Veterinary Extension Specialist, CSU
Dr. Michael Lappin DVM, PhD, DACVIM *

(1) Show proof of vaccination for canine distemper virus and parvovirus within 3 years or serum titers indicating proof of effective immunity.

(2) Current Rabies vaccination certificate. Titers are not accepted.

(3) Do not bring dogs who have shown signs of respiratory (sneeze, nasal discharge, or cough), gastrointestinal (vomiting or diarrhea), or skin disease (open sores, crusty skin patches, or increased scratching) within 7 days prior to show.

(4) Be prepared to have a cursory physical examination performed on your dog before entering the show grounds. Dogs with physical evidence of respiratory disease, gastrointestinal disease, or skin disease may have an infectious disease which could risk the health of other participants and will not be admitted on the show grounds.

(5) While at the show keep your dog(s) to themselves, do not share equipment between dogs from different households or kennels.

(6) Wash hands after handling other dogs and before handling your own dog.

Question about which reference to use on titers:
See AAHA guidance
https://www.aaaha.org/guidelines/canine_vaccination_guidelines/antibody_testing.aspx

CSU Veterinary Diagnostic Laboratory guidance for titer explanation: from Christie Mayo. Canine distemper virus (CDV) antibody SN Canine distemper titers of less than 1:2 (<1:2) indicate lack of immunity and susceptibility to infection with the field virus. Titers of 1:2-1:16 indicate limited protection against the field virus. Titers of 1:32 and higher indicate probable protective immunity; higher titers indicate better protection.

Canine parvovirus (CPV2) antibody HI Canine parvovirus titers of less than 1:8 (<1:8) indicate lack of immunity and susceptibility to infection with the field virus. Titers of 1:16-1:32 indicate limited protection against the field virus. Titers of 1:64 and higher indicate probable protective immunity; higher titers indicate better protection.

Dr. Mike Lappin is the Kenneth W. Smith professor in Small Animal Clinical Veterinary Medicine in the Department of Clinical Sciences at the College of Veterinary Medicine & Biomedical Sciences at Colorado State University in Fort Collins, Colo. He is also director of the Center for Companion Animal Studies.

3. If a member's dog does not receive Rabies immunizations as required by the state of Colorado for all 4-H Dog Project participants, a certificate from the member's veterinarian stating the reason must accompany the member to the 4-H State Dog Trial, and be presented to the General Superintendent.
- 3A. Proof of Rabies vaccination must come from a licensed veterinarian or the dog is not legally considered vaccinated. If the member's dog receives Rabies immunizations which are given by anyone who is not a Colorado State licensed veterinarian, these immunizations will not be

recognized by law should the dog bite someone.

4. State Fair 4-H Dog Show officials and/or staff can and will dismiss any entrant or his/her family from the show for any mistreatment of dogs entered in this show. If a question should arise as to what constitutes "mistreatment," State 4-H staff and/or officials will meet to decide appropriate action in each case.
5. Any negative behavior on the part of the exhibitor, family members or leaders directed toward any official will result in disqualification and awards forfeited. If there is a question as to the rules or the judging of a class, adult family members or leaders must approach the Superintendent of that division and **not the judge**. The Superintendents will then take the question to the judge if warranted.
6. Dogs which are deemed to be a danger to people or other dogs can and will be removed from the show grounds and all classes forfeited. This will be determined by a consensus of the Superintendents.
7. Protests must be submitted in writing and presented to the superintendent(s) within 24 hours after judging is announced. Protests will be handled first by the superintendent(s) and then reviewed by State 4-H Office personnel. A fee of \$50 must accompany any protest. If the protest is upheld, the fee will be returned. If the protest is not upheld, the fee will be kept and deposited into the State Dog Project Fund.
8. All entrants will be responsible for clean-up after their dogs. Failure to do so can be a basis for dismissal from the State Fair 4-H Dog Show and/or forfeiture of any placing.
9. Show management will have final decision authority. If needed, show management may request assistance with arbitration from a committee comprised of the show superintendents, the judge (if willing), and the leader and/or agent from county involved (if present).
10. **Colorado State 4-H Dress Code**
This dress code is to be followed by all Junior, Intermediate, and Senior 4-H members, as well as adult leaders, advisors, and chaperones at all Colorado State 4-H sponsored events including but not limited to the Colorado State Fair 4-H Dog Trials. Deviations from the dress code will result in a request to change. This dress code is not subject to personal interpretation. A state officer, adult leader, advisor, or chaperone may deem clothing inappropriate. In addition, some

activities or events will have specific dress requirements that will need to be followed.

Appropriate dress consists of:

- **Clothes are clean and in good repair, free of holes, tears, or slashes.**
- **Clothes are free from violent or drug-related material, or anything that alludes to violations of the 4-H Code of Conduct.**
- **Shorts must be mid-thigh length. No cut-off shorts allowed.**
- **All items designated as underwear are kept under cover.**
- **No halter-tops, tube tops, or top that expose undergarments.**
- **No pants or shorts that expose undergarments.**
- **No spaghetti straps on shirts or dresses, except for formal attire, or when under suit jackets. If the suit jacket is removed, the shirt must be covered by another means.**
- **No see-through garments or muscle shirts.**
- **Shoes must be worn always. Proper foot attire for dog showing are shoes which are closed-toed. No flip-flops, sandals, or other open-toed shoes will be allowed in the show ring for any class.**

10.A. Appropriate clothing must be worn in all dog show classes, including Obedience and Rally.

10.B. The member will be given 5 minutes to change into an appropriate outfit if the judge or Superintendent deems their clothing inappropriate.

10.C. If the clothing has been deemed inappropriate by a judge or Superintendent, the member can be denied the opportunity to show their dog until the clothing has been changed.

10.D. It is always a good idea to have another person observe you before you go into the ring making sure that the clothing you are wearing is appropriate when bending, stooping or kneeling while showing your dog. If it is not, it is advisable to change clothes.

Youth need to stay in their dress clothes for showmanship until runoffs are announced.

11. The general age groups for Dog Project are:
Junior 8-10 years
Intermediate 11-13 years
Senior 14-18 years
Age is determined by the member's age as of December 31, 2017
12. No dogs are allowed beyond the immediate vicinity of the Events Center. Exhibitors are

encouraged to use service gate #6 on Small Avenue.

13. No participants or their family members will be allowed to use skateboards, rollerblades, or run in the Event Center. Outside of the Event Center, State Fair rules regarding these issues are posted by State Fair authorities.
14. Dogs must be on a leash always except when performing exercises off leash in the show ring.
15. Entrants will be assigned armband numbers through 4HOnline and can be picked up the day of the show. Armband numbers will be the same for Saturday and Sunday events. Armband numbers will be the same for all dogs entered both days.
16. No set-up will be allowed anywhere near the rings. Allowable set-up areas will be designated and no one will be allowed to set up in any other areas. Spectators must stay at least ten feet from the ring.
17. State Fair qualifier ribbons will be given out as the exhibitor exits the ring by the judge and steward. Overall placing scores, prizes, and score sheets will be given out at the day's closing ceremony.
18. If a dog has failed an exercise, it will not ordinarily be re-judged unless the judge feels the dog's performance was prejudiced by peculiar and unusual conditions. In such a case, the judge may wish to re-judge the dog only on the portion of the exercise in which the unusual condition occurred.

IN ALL CLASSES, RUN OFFS WILL BE ANNOUNCED THREE TIMES IN FIVE MINUTES. If the youth is not present after this time, his/her run off chances are will be forfeited

EXHIBITOR ELIGIBILITY RULES:

- A. Member must be enrolled in the 4-H Dog Project.
- B. All exhibitors must have complied with each county's eligibility rules for State Fair participation. Exhibitors must enter State Fair in the same class in which they qualified at their county level.
- C. The member must own his/her project dog individually or in partnership with immediate family members or guardians during the complete duration of the project year. No leased dogs will be allowed to show at State Fair. If requested the member must have proof of ownership of the dog at the time of entry and provide that to the

superintendents. The member must provide the majority of care for the dog(s).

- D. Any member exhibiting his/her dog at the State Fair 4-H Dog Trial must be an official representative of his/her county. Each county's official(s) are responsible for entering participants in this show. No member will be allowed to substitute for another exhibitor on the day of the show if not properly entered by his/her county.
- E. All exhibitors must have at least one qualifying score in each class of exhibition. Qualifying scores are 170 and above in obedience, 170 and above in showmanship and 70 and above in rally. An acceptable record book must be done and meet all guidelines required by their county for State Fair qualification.
- F. Each exhibitor may exhibit a different dog in obedience, showmanship and rally provided they meet qualifications (refer to rule C). A member may be entered in multiple Obedience or Rally classes with different dogs, but each member may only enter Showmanship one time.

DOG ELIGIBILITY RULES:

- A. After once earning a qualifying score in competition as a 4-H project dog in Obedience or Rally at the State Fair, that same dog is no longer eligible for exhibition in that same division at any following State Fair except Obedience: Grad Novice, Open, Grad Open and Utility classes; Rally Advanced-Excellent.
- B. If a dog has received a qualifying score in Obedience - Grad Novice, Open, Grad Open, Utility, or Rally -Advanced/Excellent at a previous State Fair, they may stay in that same class as a "B" level competitor for as long as they need to complete the training required for them to move up to the next class.
- C. A dog with any other rally or obedience title from any national dog association (AKC, UKC, CKC, ASCA, etc.) is disqualified from entering the class for which the degree was awarded, or any lower class, except if that title was won less than four months before the State Fair. If the title was won less than four months before the 4-H State Dog Trial the dog is eligible for entry in the same class. If the dog receives a title more than 4 months before the State Fair Dog Trial, they must move up to the next class. The exceptions to this titling rule are Obedience – Grad Novice, Open, Grad Open, and Utility; and Rally Advanced/Excellent.

Rule C Examples:

- 1) Dog is awarded a Rally Novice title at the Terry All Kennel Club show on April 12. State Fair Rally competition is August 28. That is more than 4 months away. The team must move up to **Intermediate** Rally A in 4-H competition.
- 2) Dog is awarded a Rally Novice title at the Greeley Kennel Club show on August 14. 4-H State Fair Rally competition is August 28. That is less than 4 months. The team may compete in Rally Novice at 4-H competition.

- D. No bitch in heat, obviously pregnant or lactating bitches will be allowed to compete in any classes at the State Fair.
- E. Dogs in obvious pain from a previous illness or injury shall not be shown. If a dog is injured at a show, that dog will be excused from the ring. Consideration of a dog's physical disability needs to be addressed between the handler and project leader before starting the project. A State-Fair-approved veterinarian or qualified veterinarian technician's decision on doubtful cases will be accepted as final.
- F. No dog other than the county-qualified dog will be eligible to show or compete at state fair. Should any problem arise with the dog designated as the county-qualified dog, the Extension agent must be notified for any course of action.
- G. If the County qualified dog in Showmanship is injured or in season, a replacement dog may be used at the approval of the County Superintendent. The replacement dog must fulfill all the "dog eligibility requirements", must be registered in 4HOnline. If requested the health certificate must accompany the dog to the State Dog Trial and be presented to the General Superintendent. If the member chooses to show a dog who has not been carried as a project animal for the current project year, the member must show as exhibition only.

SHOWMANSHIP-SUNDAY, August 26: Showmanship Class Eligibility Requirements:

A test will be given to each contestant entered in Showmanship. The exhibitor is responsible for taking this test between 8:00 and 9:30 am on Sunday. No tests will be given after 9:30 am. If an exhibitor does not take the test by 9:30 am, then that portion of the showmanship score sheet will result in a score of zero.

CLASS 500 Junior Novice Showmanship

This class is for members who are 8 – 10 years old as of December 31 of the previous year, are in their 1st year of participation in the project, and have no prior experience with any other dog showing entity.

CLASS 501 Junior Open Showmanship

This class is for members who are 8-10 years old as of December 31 of the previous year and have previous experience in showmanship.

CLASS 502 Intermediate Novice Showmanship

This class is for members who are 11-13 years old as of December 31 of the previous year, are in their 1st year of participation in the project, and have no prior experience with any other dog showing entity.

CLASS 503 Intermediate Open Showmanship

This class is for members who are 11-13 years old as of December 31 of the previous year and have previous experience in showmanship.

CLASS 504 Intermediate Advanced Showmanship

This class is for members who are 11-13 years of age as of December 31 of the previous year. Any member who has placed 1st through 10th at a previous State Dog Trial Intermediate Open Showmanship must enter Intermediate Advanced Showmanship

CLASS 505 Senior Novice Showmanship

This class is for members who are 14-18 years old as of December 31 of the previous year, are in their 1st year of participation in the project, and have no prior experience with any other dog showing entity.

CLASS 506 Senior Open Showmanship

This class is for members who are 14-18 years old as of December 31 of the previous year and have previous experience in showmanship

CLASS 507 Senior Advanced Showmanship

This class is for members who are 14-18 years of age as of December 31 of the previous year. Any member who has placed 1st through 10th at a previous State Dog Trial in Senior Open Showmanship must enter Senior Advanced Showmanship

Class 508 Master Showman Class

- Intermediate and Senior Grand Champion and Reserve Grand Champion Showmen from any previous State 4-H Dog Trial are required to enter the Master Showman class.
- If the youth is in the Intermediate age group, when they become a Senior (at age 14) they can either stay in the Master Showman class or move to the Senior Advanced class only.
- If the youth who has shown in Master Showman in past years should get a new dog, they may choose to either stay in the Master Showman class or to enter the

Advanced class in whichever age division they belong in (Intermediate or Senior).

- Once a youth has won Grand Champion Master Showman they are required to show in Master Showman for their remaining years as a 4-H member with the same dog they won Grand Champion.
1. Junior, Intermediate and Senior Novice classes are for those members who are in their first year of showmanship training and have no prior outside showmanship experience as determined by the county. If prior experience is determined by the county, the exhibitor must move into open class competition in his/her appropriate age group.
 2. Showmanship Classes: Each county is limited to **four entries per class** for any showmanship class for a total of 32 entries. There is no limit on entries for Master Showman, if eligibility has been met.
 3. Each member entered at the State Dog Trial should have earned a qualifying score of 170 or above at a 4-H dog show during the project year.
 4. Each individual county has jurisdiction over how a member earns their qualification for entering the State Dog Trials.
 5. Rules governing Intermediate and Senior Advanced Showmanship
 - a. Any member who has placed in the top 10 in the Intermediate or Senior Open classes at any previous State Fair must show in Intermediate or Senior Advanced Classes for their remaining years in that age group. If a member who has shown in the Intermediate or Senior Advanced classes gets a new dog, they have the choice to either continue showing Advanced classes or move back to Open Class in their respective age groups. If the member chooses to move back to Open Class in their respective age group with a new dog, they must then qualify the new dog to move to the Advanced classes by placing in the top ten at State Fair.
 - b. A Senior member who has moved up by age from either the Intermediate Open or Advanced class may choose to show in Senior Advanced by advice of their leader and taking into consideration the caliber of the member. Some reasons for choosing this move are:
 - The member placed Grand Champion or Reserve Grand Champion at a State Fair Dog Show in the Intermediate Division.
 - The member has received Best Junior Handler awards from any national dog club.

General Tips for Showmanship:

6. A brush, comb and a drool rag will be allowed in the ring. No other equipment is permitted.
7. Depending on what you are wearing in the showmanship ring, use proper kneeling etiquette. If you are in a skirt, it is best to kneel on both knees. If you are wearing pants, it would be appropriate to kneel on only one knee. See 10D in the dress code.
8. Members with smaller breeds will be expected to show their dogs on a table. Judges will take into consideration the size and physical abilities of the handler. A list of most of the table breeds can be found in the project manual on page 108. A more complete list is available on the American Kennel Club website at www.akc.org.
9. If the member is showing a mixed-breed dog; they should determine what breed their dog most resembles, and show in the manner of that breed. If you have a mixed breed dog, you can go to AKC website and look at different pictures of the breeds of dog to decide which breed your dog looks most like. –see Dog Manual pg. 109.
10. No dog tags should be on the dog when showing in the ring. Only the correct equipment for a showmanship class should be used. It is very important that your dog wear tags always, except when in the show ring.
11. A showmanship score sheet will be used for 2017. Questions will not be asked in the showmanship ring by judges, but rather by trained volunteers or superintendents in a separate area. Youth will have the choice of either answering these questions verbally or on paper. Youth will have until **9:30 am on Sunday** to answer the questions. The area will be marked where questions will be asked.
12. The format for showmanship score sheet includes:
http://www.colorado4h.org/events_opportunities/state_fair/score_sheets/DogShowmanshipScoreSheet.pdf

A Qualifying Score will be 170 points out of the possible 200 points. Please note: During the Showmanship class each area of judging will be judged throughout the entire class. The score will reflect the member's ability to perform these items throughout the class, and not just one time. For example: the dog should be stacked (either hand stacked or free stacked) upon entering the ring, during the exam, after the pattern, and any time they are in the line-up. The "set-up" score will reflect these times when the dog is stacked.

OBEDIENCE

Obedience Class Eligibility Requirements

- A. All 4-H obedience classes will be patterned after the latest AKC obedience guidelines whenever possible, except that dog registry with AKC is not required. Some exercises

and rules may have been adapted from AKC to better serve the youth of this program.

- B. In all classes except Puppy Class, ten points will be deducted in the obedience classes for the following: strong correcting, disciplining, fouling the ring, excessive barking, leaving the ring, rules violation or showing fear.
- C. Handlers entered in B classes will be judged at a higher skill level (handler errors) than handlers entered in A classes.
- D. Allowed collars in Obedience classes include: Flat or rolled leather with buckle or snap closure. Flat or rolled nylon collars with buckle or snap closure. Metal choke chain. No halties, gentle leaders, harnesses, or pinch collars will be allowed in the show ring. Collars and leads must be 2 separate pieces. Slip leads are not allowed.
- E. The length of your obedience leash should be six feet for all Beginner Novice classes, but may be shorter for all other classes.
- F. No dog tags can be on the dog when showing in the ring. This includes name tags, rabies tags, or anything else that hangs from the dog's collar. It is very important that your dog wear tags always, except when in the show ring.
- G. If an exhibitor has two dogs in the same class, they must choose one dog for sits and downs. The other dog must be handled by a currently enrolled 4-H member enrolled in the dog project for sits and downs.
- H. Each county may enter exhibitors in obedience classes (by a selection procedure most appropriate to its own county program) according to the following quota:

PUPPY CLASS: unlimited entries per county based on trainer's recommendations. Puppy classes will be for puppies which are not ready for regular obedience classes. The purpose of this class will be to introduce obedience commands to a puppy without the stress of perfection seen in regular obedience classes. This class will introduce the puppy to dog shows in a positive manner, thus setting the puppy up for a life time of enjoyment in the show ring.

1. Handlers will be encouraged to use a reward system of food treats or toys in the ring to reward the puppy during and after each exercise. Double commands (or more) will be allowed. This class will be evaluated more on the handler's skill in training a young dog and dealing with the animal's mistakes than on the skill of the animal when performing the exercises. This will be a **NO SCORE CLASS**. The score sheet will consist of *Excellent*, *Good* or *Needs Improvement* in each of the following

areas: Loose Lead Walking; Sit for Exam; Recall; and Down Stay and Serpentine Walking.

2. Loose Lead Walking – This exercise is used to encourage the puppy to feel comfortable and happy on lead while maintaining a distance of no more than two feet from the handler's left side. This does not need to be heel position. Handlers may use bait and toys to keep the puppy in the correct position, and may tell the puppy to sit after a "Halt." Things to be considered in judging include the enjoyment of the puppy, the bond between the puppy and the handler, and the handler's ability to get the puppy's attention back after a distraction.
3. Sit for Exam – In this exercise the puppy is commanded to a sit position. The judge will approach the puppy and examine it. The judge is required to handle the puppy's ears, mouth, and one front foot during the exam, although petting and scratching are encouraged. The purpose of this exercise is to teach the puppy to accept handling from a friendly stranger.
4. Recall – The handler will command the puppy to stay in a sit position and will step just in front of the puppy with his or her toes no more than six inches from the puppy's front feet. When the judge says, "Call your dog," the handler will proceed to walk backward no more than six feet while calling the puppy. The puppy should get up and follow the handler in a happy manner. After the six feet has been reached, the handler will command the puppy to sit.
5. Down Stay – The handler will put the puppy in a down. When the judge says, "Leave your puppy," the handler will tell the puppy to stay. The handler will walk to the end of the lead, pause, and then immediately walk behind the puppy and back to heel position.
6. Serpentine Walking – The puppy and handler will walk on a loose lead through a serpentine of three people positioned in a straight line. The expectations are the same as for Loose Lead Walking, with the addition of the distraction of the three "posts."
7. After one year of showing in the Puppy Obedience Class: If the member was in their 1st year of obedience training, the team moves into Beginner Novice A Obedience, if the member was in their 2nd year or higher of obedience training, the team moves to Beginner Novice C 1st year.
8. This class can be judged with 4-H members (scribes) assisting the judge. These scribes must be recommended by their trainers and/or Extension Agent. Scribes are teen leader positions, and the teen scribe must fill out the *4-H Volunteer Information Sheet* to be eligible to judge.

BEGINNER NOVICE DIVISION:

There is a packet of information on the 4-H Website which describes in detail these classes.

- A. Beginner Novice A: four exhibitors per county (this is a first-year class for the handlers and their dogs). This class is open only to handlers and their dogs in their first year of dog obedience training work.
- B. Beginner Novice B: four exhibitors per county. This class is open only to second-year dog obedience training members and must be the same youth and dog team that showed in 2017 in Beginner Novice A.
- C. Beginner Novice C – 1st year: four exhibitors per county. This class includes members with previous obedience training who are working with a new dog or a dog with previous experience in an organized training class working with a new 4-H member. All exercises will be performed on leash.
- D. Beginner Novice C – 2nd year: four exhibitors per county. This class is open only to those in the second year of Beginner Novice training and must be the same youth and dog team that showed in 2017 in Beginner Novice C -1st year.

NOVICE DIVISION:

- A. Novice A: four exhibitors per county. This class is open to members with no prior experience in Novice Dog Training.
- B. Novice B: four exhibitors per county. This class is open to experienced members in their second year or above who have never received a qualifying score at a previous state fair in this class.

PLEASE NOTE CHANGES IN NOVICE OBEDIENCE AS LISTED BELOW

SIT STAY – GET YOUR LEASH

The principal feature of this exercise is that the dog remains in the sit position. The orders are: "Sit your dog," "Leave your dog to get your leash," and "Back to your dog." The handler will stand with the dog sitting in heel position in a place designated by the judge. The judge will ask "Are you ready?" before giving the first order. On the judge's order the handler may command and/or signal the dog to sit without touching either the dog or the dog's collar. On further order to "Leave your dog to get your leash," the handler may give a command and/or signal to stay and will walk forward immediately to the place designated by the judge for the leash, pick up the leash, turn, and face the dog. The judge will give the order "Back to your dog." The handler must return directly, walking around and in back of the dog to heel position. The dog must not move from the sitting position until after the judge has said "Exercise finished." The judge will tell the handler

“Clip your leash to the collar and maintain control of your dog.” The handler is required to exit the ring with the dog under control and without jumping, pulling or tugging on the leash.
 Judging Procedures: The judge will instruct the steward to place the leash at the designated location after the Heel on Leash and Figure Eight exercise. The handler and dog will be positioned at least 30 feet from and facing the direction of the gate entrance. The judge must be in position to watch the dog and handler throughout the exercise including exiting the ring.

SIT AND DOWN STAY

The principal feature of this exercise is that the dog remains in a sitting or down position, whichever is required at the time. The orders are: “Sit your dogs,” “Down your dogs,” “Leave your dogs,” and “Back to your dogs.” Dogs must be spaced with a minimum of six (6) feet between each dog and a minimum of four (4) feet from the ring barriers. Judges will position the dogs in the approximate center of the ring in one row or back-to-back in two rows with a minimum of six (6) feet between the rows. If the back-to-back formation is used, it must be used for all groups in the class. On a 50’ side of the ring the maximum # of dogs allowed in a single row would be six (6) and in a back-to-back row twelve (12) dogs (see table): Ring Length Maximum # of Dogs
 Single Row Maximum # of Dogs Back-to-Back:

50 FOOT RING	12 DOGS TOTAL; 6 ON EACH SIDE
45 FOOT RING	10 DOGS TOTAL; 5 ON EACH SIDE
40 FOOT RING	8 DOGS TOTAL; 4 ON EACH SIDE
30 FOOT RING	6 DOGS TOTAL; 3 ON EACH SIDE

The group exercise will be conducted after the last individual team in the class, or combined classes, is judged. If there are more dogs competing than can be handled in one group exercise, the judge will divide the class into approximately equal sections. If two classes in the same classification have different judges, each judge must judge the group exercise separately. A judge with only a single dog competing in a class would be required to have the dog perform the group exercise alone. If the same judge is judging both Novice A and B classes (in the same classification) and the combined total of the dogs returning for the group exercise can be judged in only one group without exceeding the limit of dogs based on the size of the ring, the judge may combine the two classes for the group exercise.

This exercise must be performed with the dog on a 6-foot leash. The leash will remain clipped to the

dog’s collar and the handler will hold on to the leash throughout the entire exercise. The armband will remain on the handler’s left arm. The judge will ask “Are you ready?” before giving the first order. On the judge’s order, the handlers will command and/or signal their dogs to sit without touching either the dog or the dog’s collar. On further order to “Leave your dogs,” the handlers may give a command and/or signal to stay and will walk forward immediately to the end of the leash, without jerking or tightening the leash, turn, and face their dogs. The leash must remain loose with slack throughout the entire exercise. After one minute from the time the judge ordered the handlers to leave their dogs, the judge will give the order “Back to your dogs.” The handlers must return directly, walking around and in back of their own dog to heel position. The dogs must not move from the sitting position until after the judge has said “Exercise finished.” This order will not be given until the handlers are back in heel position. The dogs must remain under control between this two-part exercise.

Before starting the Down Stay portion of this exercise, the judge will ask “Are you ready?” On the judge’s order, the handlers will command and/or signal their dog to down without touching either the dog or the dog’s collar. On further order to “Leave your dogs,” the handlers may give a command and/or signal to stay and will walk forward immediately to the end of the leash, without jerking or tightening the leash, turn, and face their dogs. The leash must remain loose with slack throughout the entire exercise. After one minute from the time the judge ordered the handlers to leave their dogs, the judge will give the order, “Back to your dogs.” The handlers must return directly, walking around and in back of their own dog to heel position. The dogs must not move from the down position until after the judge has said “Exercise finished.” This order will not be given until the handlers are back in heel position. The judge will tell the exhibitors “Maintain control of your dogs.” The handlers are required to exit the ring with their dogs under control and without jumping, pulling, or tugging on the leash.

GRADUATE NOVICE DIVISION:

- A. Pre-Grad-Novice A: four exhibitors per county. This class is open to members with no prior experience in Pre-Grad Novice Dog Training. This class was previously called “Grad Novice”.
- B. Pre-Grad-Novice B: four exhibitors per county. This class is open to experienced members in their second year or above of Pre-Grad Novice 4-H Dog Training. This class was previously called “Grad Novice”.
- C. Grad Novice A: Unlimited number of entries per county. This class was previously called “Pre-Open”. The name has been changed to

more closely follow AKC class names. This class is for members in their 1st year of Grad Novice training.

- D. Grad Novice B: Unlimited number of entries per county. This class was previously called "Pre-Open". The name has been changed to more closely follow AKC class names. This class is for members in their 2nd or higher year of Grad Novice training.

ADVANCED DIVISION

Open A&B, Grad Open A&B and Utility A&B: unlimited number of exhibitors per class, per county.

VERERANS DIVISION

- A. Any dog 7 years old or over may be shown in the Veteran's Division.
- B. Veteran Division dogs will be allowed/required to jump 1/2 of their regulation jump height. They will be required to perform all exercises in their class; jump height will be the only difference from the regular class.
- C. Once a veteran dog can no longer jump at least 1/2 their regulation jump height they must be moved to a class that does not require jumping. Members, parents, trainers, and leaders cannot determine a jump height for a dog. They will be judged at 1/2 their required jump height.
- D. Dogs shown as a Veteran are eligible for Champion and Reserve Champion in each class in the Veteran's Division and a Grand and Reserve Grand overall will be awarded to the highest scoring dogs in the Veteran's Division.
- E. It is the choice of the member, the member's parent, and the member's trainer and veterinarian as to giving a dog Veteran's designation.
- F. Veteran dogs will compete at the obedience level the member chooses, from Novice up through Utility.
- G. A veteran dog may change obedience levels in either direction each year as their health determines.
- H. Scores will be calculated as follows:
 - a. Novice: judge's score
 - b. Pre-Grad-Novice: judge's score plus 3 points
 - c. Grad Novice: judge's score plus 6 points
 - d. Open: judge's score plus 9 points
 - e. Grad Open: judge's score plus 12 points
 - f. Utility: judge's score plus 15 points
- I. If a dog is entered as a Veteran during a project year, they may go back to regular obedience the following year; however, they must go back to the level they would have been competing at before they moved to veterans.

- J. The dog must jump their required height and width for their class. For the broad jump the correct number of boards must be used for the width being jumped. Refer to the chart for proper jump regulations.
- K. Broad Jump Heights
 - *Four boards are used for 48-72 inches
 - *Three boards are used for 28-44 inches
 - *Two boards are used for 16-24 inches

When decreasing the number of boards in the broad jump, the highest hurdle is removed first.

STANDARD JUMP HEIGHTS:	
Measured height of dog at withers	Minimum height to be jumped
Less than 7 1/2"	4 inches
7-1/2 to 9"	8 inches
Greater than 9" up to 11"	10 inches
Greater than 11" up to 13"	12 Inches
Greater than 13" up to 15"	14 inches
Greater than 15" up to 17"	16 inches
Greater than 17" up to 19"	18 inches
Greater than 19" up to 21"	20 inches
Greater than 21" up to 23"	22 inches
Greater than 23" up to 25"	24 inches
Greater than 25" up to 27"	26 inches
Greater than 27" up to 29"	28 inches
Greater than 29" up to 31"	30 inches
Greater than 31" up to 33"	32 inches
Greater than 33" up to 35"	34 inches
Greater than 35" up to 37"	36 inches
Greater than 37"	36 inches

CLASS NUMBERS

BEGINNER NOVICE OBEDIENCE DIVISON

- CLASS 509 Puppy Class
- CLASS 510 Beginner Novice A
- CLASS 511 Beginner Novice B
- CLASS 512 Beginner Novice C – 1st year
- CLASS 513 Beginner Novice C – 2nd year

NOVICE OBEDIENCE DIVISION

- CLASS 514 Novice A
- CLASS 515 Novice B

GRADUATE NOVICE OBEDIENCE DIVISION

- CLASS 516 Pre- Graduate Novice A
- CLASS 517 Pre- Graduate Novice B
- CLASS 518 Graduate Novice A
- CLASS 519 Graduate Novice B

ADVANCED OBEDIENCE DIVISION

- CLASS 520 Open A
- CLASS 521 Open B

CLASS 522	Graduate Open A
CLASS 523	Graduate Open B
CLASS 524	Utility A
CLASS 525	Utility B

VETERAN'S DIVISION

Class 526	Novice Veterans
Class 527	Pre- Graduate Novice Veterans
Class 528	Graduate Novice Veterans
Class 529	Open Veterans
Class 530	Graduate Open Veterans
Class 531	Utility Veterans

Obedience Classes Score Breakdown

All exercises are explained in detail in the Dog Resource Handbook or scores sheets can be viewed at the following Colorado 4-H website: http://www.colorado4h.org/events_opportunities/state_fair/score_sheets/DogObedienceScoresheets.pdf

Explanation of Pre-Graduate Novice A & B classes:

Grad Novice Moving Stand and Examination:

The judge will give the command "forward," at which time the handler will heel forward with his/her dog. After the handler has proceeded forward about ten feet, the judge will give the command "stand your dog." Without pausing, the handler will command and/or signal the dog to stand and continue forward about 10 to 12 feet and turn and face the dog. The judge will approach the dog from the front, gives a novice exam and gives the command "return to your dog." The handler will return to his/her dog by going around and behind and back to heel position.

Moving Drop on Recall:

The principle feature of this exercise is that the dog heels and executes a prompt response to the handler's command and/or signal to down and remain in the down position until called, or signaled to come on command. Orders for the exercise are "Forward," "Down your dog," "Call your dog" and "Finish."

The handler will stand with the dog sitting in the heel position at a point designated by the judge, who will then ask, "Are you ready?" and order "Forward." The handler may command or signal his/her dog to heel, and will walk briskly and naturally. After he/she has gone about 15 feet, the judge will order "Down your dog." Without pausing, the handler will command and/or signal the dog to down. The handler will continue forward to the end of the ring, turn around and stand in a natural manner facing the dog. On the judge's orders or signals, the handler will command or signal the dog to come and immediately sit in front of the handler until the command to "Finish" is given by the judge.

Recall Over Broad Jump:

The principle feature of this exercise is that the dog stays until directed to jump, clears the jump on a single command or signal, and immediately returns to sit in front of the handler. Orders are "Leave your dog," "Call your dog" and "Finish."

The handler will stand with his/her dog sitting in the heel position at least eight feet from the jump, facing the lowest end of the lowest hurdle. When the judge orders "Leave your dog," the handler will give the command and/or signal to stay, go at least eight feet beyond the highest edge of the last hurdle, turn, and face the dog as in the Novice recall. On the judge's order, the handler will give the command or signal to jump. The dog must clear the entire distance of the broad jump without touching it and, without any further command or signal, immediately sit in front of the handler until the command to "Finish" is given by the judge.

Jump Heights:

Read the Dog Resource Handbook page 83 and 84 to determine the jump heights at $\frac{3}{4}$ jump. **Note: Colorado does not allow the jump height of $\frac{3}{4}$ that is allowed in Ohio (per page 83) so the correct jump height chart is listed on page 17.**

Breed Exceptions – Jumps:

Some breeds, because of their conformation, have exceptions granted for their jump heights. Please check the AKC Website under the obedience rules for the current chart of exceptions of breeds for these jumps. The website for AKC is: www.akc.org

RALLY

Please Note: The Colorado State 4H Dog Program has adopted changes to the Division as were outlined by the American Kennel Club in **November 2017. Please note: Some signs have been renumbered.**

All 4-H Rally classes will be patterned after the latest AKC obedience guidelines whenever possible, except that dog registry with AKC is not required. Some exercises and rules may have been adapted from AKC to better serve the youth of this program.

- A. In all classes a non-qualifying (NQ) will be administered in the Rally classes for the following: strong correcting, disciplining, fouling the ring, excessive barking, consistently tight lead, knocking over a jump, bar knocked off of uprights, station not attempted by the handler, using a jump as an aid in going over, walking through or on the broad jump, dog attempts broad jump but does not clear entire jump, failure of dog to go over the jump in the proper direction and leaving the ring.

- B. Handlers entered in B classes will be judged at a higher skill level (handler errors) than handlers entered in A classes.
- C. Allowed collars in Rally classes include: Flat or rolled leather with buckle or snap closure. Flat or rolled nylon collars with buckle or snap closure. Metal choke chain. No halties, gentle leaders, harnesses, or pinch collars will be allowed in the show ring. Collars and leads must be 2 separate pieces. Slip leads are not allowed.
- D. All jump heights will conform with current (as of **November 2017** rules and regulations) AKC height and broad jump recommendations.
- E. Each member will be allowed only one run in each class with the dog who has qualified for that class.
- F. Walk-throughs will be announced. Youth will not be allowed to walk through the pattern at any time other than the official walk-through time.
- G. Please refer to the Colorado State 4-H Dog Project Rally Obedience Rules and Regulations for Exhibitors, Judges and Stewards for complete information.
- H. No dog tags can be on the dog when showing in the ring. This includes name tags, rabies tags, or anything else that hangs from the dog's collar. It is very important that your dog wear tags always, except when in the show ring.
- I. Each county may enter exhibitors in Rally classes (by a selection procedure most appropriate to its own county program) according to the following quota:
 1. Rally Novice A Class – This class is for members and their dogs in their first year of Rally training who have not received a qualifying score at any State 4-H Dog Trial and/or have not received an equivalent title from any national dog association. A member may only compete in Rally A for one year.
 2. Rally Novice B Class – This class is for any member who is in their second year or above of Rally training with the same dog used in the Rally Novice A Class or who is starting a dog that has never competed in Rally. Members are allowed to compete in this class until they have obtained a qualifying score at a State 4-H Dog Trial or the dog being shown has received an equivalent title from a national dog association.

3. Rally Intermediate A Class –

- i. For the 2018 competition year this class is for members in their first year of Intermediate Rally training.
- ii. Members in this class will have achieved a qualifying score of 70 or above in Novice Rally, but have never competed in the Advanced Rally division

- iii. Members in this class do not have an equivalent of an Intermediate Rally title from any national dog association that was attained 4 or more months prior to the 2018 State Dog Trial.
- iv. If the dog and handler team has received the equivalent of an Intermediate Rally title from any national dog association less than 4 months prior to the 2018 State Dog Trial, they may still compete in Intermediate Rally.
- v. This class is done on lead and there are no jumps in the pattern.

4. Rally Intermediate B Class –

- i. For the 2018 competition year this class is for any dog and member team that competed in Advanced Rally during the 2017 competition year, but did not receive a qualifying score of 70 or higher at the 2017 State Dog Trials.
- ii. If the dog/handler team has received the equivalent of an Intermediate Rally title from any national dog association 4 or more months prior to the 2018 State Dog Trial, that team must move to the Advanced Rally class. If they have never competed in Advanced Rally before, they will move to the 'A' class. If they have competed in Advanced Rally before they will compete in the 'B' class.
- iii. This class will be on lead and no jumps will be used in the pattern

5. Rally Advanced A Class –

- i. Rally Advanced A is for members in their first year of Rally Advanced Training.
- ii. For the 2018 competition year, member/dog teams who have not received a qualifying score in Advanced Rally at a previous State Dog Trial may move to the Intermediate B class.
- iii. The dog and handler team may not have received an equivalent title from any national dog association.
- iv. A member may only compete in Rally Advanced A class for one year.
- v. Advanced Rally is to be done off lead and any of the three jumps may be used in the class

6. **Rally Advanced B Class** –
- i. This class is for any member who is in their second year or above of Rally Advanced Obedience
 - ii. For the 2018 competition year, member/dog teams who have not received a qualifying score in Advanced Rally at a previous State Dog Trial may move to the Intermediate B class.
 - iii. Members are allowed to compete in this class until they have obtained a qualifying score at a State 4-H Dog Trial, or the dog being shown has received an equivalent title from a national dog association.
 - iv. Advanced Rally is to be done off lead and any of the three jumps may be used in the class.
7. **Rally Excellent A Class** – Rally Excellent A Class is for members who are in their first year of Rally Excellent training who have not received a qualifying score in Rally Excellent at any State 4-H Dog Trial, and/or have not received an equivalent title for any national dog association. A member may only compete in the A class for one year.
8. **Rally Excellent B Class** – This class is for any member who is in their second year or above of Rally Excellent training. Members are allowed to compete in this class until they have obtained a qualifying score at a State 4-H Dog Trial, or the dog being shown has received an equivalent title from a national dog association.
9. **Rally Advanced/Excellent A** – This class is for members who have received a qualifying score in Rally Excellent at a previous State 4-H Dog Trial or who has received the equivalent of an Excellent title from a national dog association. This class is for members in their 1st year of Advanced/Excellent training.
10. **Rally Advanced/Excellent B** – This class is for members who have received a qualifying score in Rally Excellent at a previous State 4-H Dog Trial or who has received the equivalent of an Excellent title from a national dog association. This class is for members in their 2nd year or above of Advanced/Excellent training. A member receiving the equivalent National title may continue to compete in this class for their remaining years in the program.

ENTRIES: Each county may enter the following members as designated by each county's qualification rules:

CLASS 532 Rally Novice A – 4 entries

CLASS 533 Rally Novice B – 4 entries

CLASS 534 Rally Intermediate A – 4 entries

CLASS 535 Rally Intermediate B – 4 entries

CLASS 536 Rally Advanced A – 4 entries

CLASS 537 Rally Advanced B – 4 entries

CLASS 538 Rally Excellent A – 4 entries

CLASS 539 Rally Excellent B – 4 entries

CLASS 540 Rally Advanced/Excellent A – 4 Entries

CLASS 541 Rally Advance/Excellent B – Unlimited Entries

CLASS 542 Team Rally – 3 Entries

- Counties may enter up to three teams of four members
- Counties may put together teams as they deem fit
- If a county does not have four members and youth still wants to enter, they will then be paired up with either another county or other individuals from other counties.
- If the county had youth members enter individually or as a semi-formed team, it is then up to the state rally superintendents to make up the teams and post them ringside the day of the team rally competition
- Only one dog per youth on a team.
- Only Novice level course will be used in Regular Team Rally
- Five dogs may be entered, one to be considered an alternate.
 - Alternate dog is a dog that is a back-up for any one of the four actual performing dogs that, for any reason, cannot perform.
 - If an alternate dog is to be used, ring stewards and judge must be notified which dog is being switched out for the alternate 15 minutes before the teams start so that the score sheet can reflect the change
 - No dog may be used on more than one team.
 - Champion and Reserve Champion ribbons will be awarded to the top two winning teams.

- Total team scores will be determined by the four-member's individual (alternate's score to be count if he/she was properly entered as a substitute).
- If a county does not have four members and youth still wants to enter, they will then be paired up with either another county or other individuals from other countries by the State Rally Superintendents.
- If a county already has the three teams filled, they cannot enter any more youth.

Team rally is for any 4-H youth member who is interested in running rally as a team. Teams will compete against each other for the highest score as a whole team. The total possible score in team rally is 400. If there is a tie, the tie will be broken by the team with the quickest time. All team members will run the course individually, with the team time running continuously. Time will start when the judge gives the first member of the team the forward command from the "Start" sign. The subsequent dog for each team starts when the previous handler for the team passes the "Finish" sign without an additional command of "Forward" by the judge. Timing for each team will begin when the judge commands the first handler in the team to begin with the command "Forward" and will stop when the fourth handler from the team passes the finish line.

DOG AGILITY CONTEST –

This year the State 4-H Dog Agility Contest will be an invitational which means it is open to all 4-H Dog members according to the State Agility Rules. The State Agility Rules can be found at:

The invitational will be held at the El Paso County Fairgrounds on Saturday, August 4, starting at 9:00 am.

AGILITY RULES

http://www.colorado4h.org/events_opportunities/state_fair/packet/DogAgilityRules.pdf

AGILITY FLYER

http://www.colorado4h.org/events_opportunities/state_fair/packet/DogAgilityFlyer.pdf

AGILITY OBSTACLES

http://www.colorado4h.org/events_opportunities/state_fair/packet/DogAgilityObstacles.pdf

AGILITY WAIVER

http://www.colorado4h.org/events_opportunities/state_fair/packet/DogAgilityWaiver.pdf

OBEDIENCE, SHOWMANSHIP, AND RALLY AWARDS:

All participants will receive a "State Fair Qualifier" ribbon. The American System will be used to rank the 4-H dog trial participants. First through tenth place ribbons will be awarded in Obedience for scores over 170 that have received 50 percent or more of the maximum point value of that exercise; Showmanship scores of 170 or above; and Rally Scores of 70 and above.

Trophies and rosette ribbons will be awarded to the member scoring the highest point total in the following classes:

Overall Grand and Reserve Grand Champions

- *Junior Novice and Open Showmanship
- *Intermediate Novice, Open and Advanced Showmanship
- *Senior Novice, Open, and Advanced Showmanship.
- *A special award will be given to the Grand and Reserve Grand Champion in the Master Showman Class.

Trophies and rosette ribbons will be awarded to the member scoring the highest point total in the following classes:

Overall Grand and Reserve Grand Champions

- Beginner Novice A, B, Beginner Novice C (1st and 2nd year Obedience)
- Novice A & B Obedience
- Grad Novice Obedience Classes
- Advanced Obedience Classes
- Veterans Classes

Trophies and rosette ribbons will be awarded to the member scoring the highest point total in the following classes:

Overall Grand and Reserve Grand Champions

- Rally**
- Novice A & B
- Rally Intermediate A & B
- Rally Advanced A & B
- Rally Excellent A & B
- Rally Advanced/Excellent A & B.

MASTER SHOWMANSHIP

A special award will be given to the Grand and Reserve Grand Champion in the Master Showman Class.

HIGH IN TRIAL OBEDIENCE:

A special award will be awarded to Obedience High in Trial and Reserve High in Trial. These awards will be taken from the highest score in the following classes:

- Graduate Novice A & B
- Open A & B
- Graduate Open A & B
- Utility A & B

HIGH IN TRIAL RALLY:

A special award will be awarded to the High in Trial and Rally Reserve High in Trial. These awards will be taken from the highest score in the following classes:

- Excellent A
- Excellent B
- The Excellent Score from Advanced/Excellent A & B

Any tie scores will be broken using the time as recorded on the score sheet for the class in which that score comes from. Lowest time will break the tie.

VOLUNTEER INFORMATION

It takes many people to put on a successful State 4-H Dog Show. Each county will be REQUIRED to provide volunteers to be ring stewards, help with registration, be a runner, and assist with set-up and clean-up. Please have your volunteers register through the website.

If you volunteer for set up, please note that set up times might vary due to other events scheduled at the Event's Center the evening before our show. Check with Anne Knutson, Superintendent for times.


Passes to enter the fairgrounds on the day you are showing should be provided by your local 4-H Extension Agent in your local Extension Office. No passes will be sent out by the superintendents of these contests.

Handicapped parking on the fairgrounds during the dog show is not permitted; however, provisions can be made for those who need additional assistance in gaining entrance to the Event Center. Arrangements must be made in advance with either the State 4-H Camp Tobin Office or Carol Kuhns, General Superintendent.



2018 Fashion Revue Contest

Lorri Arnhold. Superintendent
Lorri.Arnhold@colostate.edu
Megan Blaser.....Superintendent
blasermn@co.larimer.co.us
Kim Sterkel.... Asst. Superintendent
ksterkel@weldgov.com



Class 449 Fashion Revue

Judging Guide for Fashion Revue

PREPARATION

- Design and style
- Choice of fabric and color
- Overall appearance of garment
- Accessories
- Grooming

PRESENTATION

- Appropriate for garment style
- Movement: walking, standing and turns
- Poise/Posture
- Variety of movement, use of space and creativity
- Attitude and enthusiasm

Judges may ask participants questions after modeling.

Contest date: **Sunday, August 19**

Public Style Show: **6:00 pm** at the Sangre De Cristo Art Center

Contest location: Sangre de Cristo Arts & Conference Ctr. – Pueblo

Participant's Entry Fee: \$45 payable to the county offices with registration materials.

County Registration Deadline:

August 10 (counties will need to register their participants online by this date).

Late registrations will be accepted from August 7 through August 10, but must include a late fee of \$10.00 per entrant. Absolutely NO entries or changes will be accepted after 5:00 pm on August 10th.

For counties with late county contests, please contact the State 4-H Office.

Each county office will issue **one check payable to the Colorado 4-H Foundation** for county entry total.

Mail by Aug. 13 to:

Sharie Harless
CSU State 4-H Office
4040 Campus Delivery
Fort Collins, CO 80523-4040

Participants must upload their photo and narration in FairEntry by **August 10**. See above for counties with late county contests.

1. Contestants—Each county may send only three representatives. Contestants must model a **garment**, not accessories, made in clothing construction, heritage arts, leathercraft or artistic clothing or a purchased garment in the clothing buymanship project. **Each contestant may model only one outfit.** Contestants must be a senior 4-H member and have passed their 14th birthday by December 31 of the previous year to participate in the State 4-H Fashion Revue.
2. Judging Time – Contestants will be judged either morning or afternoon. A judging list that tells which session a contestant is in will be emailed to the contestants on the **Monday prior the contest.** Contestants must be present for their judging session, rehearsal and public show. A complete schedule is available at: http://www.colorado4h.org/events_opportunities/state_fair/packet/index.php
3. Lodging, Meals & Transportation – No lodging, meals, or transportation are included in the contest. Contestants may stay at 4-H Camp Tobin, commercial lodging, private homes or come only for the day.
4. Chaperones/Parents – During the judging, chaperones are free to leave or spend the day as they please. If they choose to stay and watch the judging, they must remain silent. Leaving and entering the theater will only be allowed between judging groups. Only group leaders will be allowed in the dressing rooms. We have established this policy out of courtesy and in fairness to our judges and all participants.
5. Group Leaders – Applications are on the 4-H website at: http://www.colorado4h.org/events_opportunities/state_fair/packet/FashionGroupLdr.pdf and due on **August 8** for individuals who may be interested.
11. Three Grand Champion and Reserve Grand Champion ribbons will be awarded to the top models in the Fashion Revue:
1 –Clothing Construction;
1 –Upcycle Your Style, leathercraft, and Heritage Arts;
1---Clothing Buymanship.

The three-state senior grand champion individuals will each receive an educational trip to Western National 4-H Roundup. Winners of the fashion revue contest must meet participation requirements for this event. Senior members who previously received a Western 4-H Roundup trip are not eligible to enter the Fashion Revue contest again.
9. **All garments that have been judged as exhibits can be left at the Sangre de Cristo Art Center on Saturday evening and will be taken to the fairgrounds. If your garment is not being judged as an exhibit, you may take it home.**

2018 4-H Performing Arts Contest

Melissa Barton Superintendent

melissa@moonstoneagency.com

Dana McClure. Assistant Superintendent

danalmcclure@gmail.com

Dates: Sept. 2—All Divisions

Location: Colorado State Fairgrounds
All Divisions will be competing on the
Coke Stage on the Colorado State
Fairgrounds

Judges: Professionals in music, drama and dance,
with a background in child development.

Participant's Entry Fee: \$ 10 per participant per
Division (Voice, Theatrical, Instrumental, Dance &
Keyboard/Piano) payable to the county offices. The
entry fee for scripts will be \$10.00 per class.

Registration Deadline: August 13

**Late registrations will be accepted from August
14 through August 17, but must include a late
fee of \$10.00 per entrant. Absolutely NO
entries or changes will be accepted after 5:00
pm on August 17th.**

Each county office will issue **one check payable to
Colorado State University/4-H Camp Tobin for
county entry total.**

Mail by **Aug. 15** to:

Sharie Harless

CSU State 4-H Office

4040 Campus Delivery

Fort Collins, CO 80523-4040

Counties may enter one participant or group in
each class. Substitution of entries may be allowed
but only by permission of the local Extension office
involved.

1. Contestants must be at least 8 years of age
and must not have reached their 19th birthday
as of December 31 of the previous year, and
must satisfy other eligibility requirements (if
specified) for a class, to compete in that class.

*Note: No Cloverbud 4-H'ers (5-7 years of age)
will be allowed to enter the state contest.*

2. **If there are three or more exhibitors in unit,
a Champion and Reserve Champion will be
awarded.**

3. Except for one accompanist, all participants
must be enrolled in the 4-H program.
4. A member may enter each class only once per
contest.
5. Members must supply their own props.
6. Solo events are comprised of one individual,
ensembles are 2 to 5 members and groups are
6 members and over. ****Choirs—small is
composed of 16 or fewer members, large are
17 or more members. Orchestra—small is
composed of 35 or fewer members, large are
over 35. There will be no age divisions in choirs
and orchestras.**
7. Junior ensembles or groups are 4-H members
8-10 years old.
Intermediate ensembles or groups are 4-H
members 11-13 years old.
Senior ensembles or groups are 4-H members
14 or older.
Mixed ensembles or groups will be placed in
the event of the oldest member in the group.
****There are no age divisions in choirs,
orchestras and one-act plays.**
8. Time limits are specified for each division or
class. At the judge's discretion, up to 20 points
may be subtracted for overtime performances.
Accompaniment time is included in the time
limit.
Theatrical performances must be at least 3
minutes and no longer than 10 minutes except
for One-Act-Plays which must be 20 minutes
with penalties assessed for under 20 minutes
and over 30 minutes.
9. No performances, in any division, will be re-
judged unless requested by the judges.
10. A copy of the music is required for the judges in
all Vocal, Instrumental and Keyboard Divisions.
Vocal Division must have both music and lyrics.
Contestants are responsible for bringing copies
of their music to the Performing Arts Contest.
Do not send them to the superintendent. If
using a tape as accompaniment, no voices in
the background of the tape are allowed. All
voices heard in the vocal section must be those
of the performers.
11. Dance Division: No sound enhancements on
tapes may be used; background sound
enhancements of taps, clogging, etc., are not
permitted.
12. We ask that all performing arts acts be
sensitive to the diverse audience that attends

the fair. All materials to be presented are subject to review and approval by the superintendent. Materials which include foul language, racial or religious overtones, or other topics/subjects deemed inappropriate by the superintendents will not be allowed. **The judges will make the final determination.**

13. Scripts for Skits and One-Act Plays may be in competition. Classes are separated into those written by 4-H member(s) and those written and performed by 4-H member(s). There is no age division. The script can be written by an individual or members in a club. Club leaders/advisors may give direction but may not write the script. **ALL scripts must be sent in with the entry; no late scripts will be accepted. If we do not have the script at the entry deadline, they will not be able to compete. All script authors must be listed with birth date and name. Counties may enter one script per class. The entry fee will be \$5.00 per script.**

14. **The script must be received by the Superintendent when entries are due. All entries in the Theatrical Division require of copy of the script for the performance.** Including Mime and Pantomime.... Please provide a detailed description of the performance.

Skit is a brief dramatic or comic sketch in a performance done by amateurs.

Pantomime is a scene from life in which the actors use no words: expression of something by bodily or facial movement only; background music can be used.

Mime is a form of entertainment in which story and emotion are conveyed by gesture only, without words but often with music. Mime works with five basic facial expressions: happy, sad, surprised, angry, fear.

One-Act Play is a short performance done in one act. It is a stage representation of a drama or comedy.

15. All lines of the script must be memorized.

16. Exhibitions...We need to have all exhibition dances (title, county, and name of dancers) emailed to Melissa Barton: melissa@moonstoneagency.com by the entry deadline. We will not accept late exhibitions.

DIVISIONS and CLASSES

MUSICAL DIVISION/VOCAL --Not over six minutes. Number need not be memorized. Copies of your music must be music and lyrics. If using a tape or accompaniment, no voice in background. Choirs will have up to a 10-minute time limit. Grand and Reserve Grand will be OVERALL – All Vocal for each age division will compete together for the Grand and Reserve Grand for a total of 3 Grand and 3 Reserve Grand being awarded – one for each age division.

All performing arts acts will be awarded blue, red and white Danish system ribbons.

Scores: 200 thru 170 = Blue
169 thru 140 = Red
139 and below = White

A Champion and Reserve Champion will be awarded if there are three or more exhibitors in a unit.

If no blue ribbons are awarded in that event, no Champion or Reserve Champion may be designated. Grand Champion and Reserve Grand Champion may be designated in Junior, Intermediate and Senior categories in each division (musical/theatrical/dance) from the Champion and Reserve Champion from each class, if merited.

**Age Groups:

Juniors 8-10 year olds
Intermediate 11-13 year olds
Senior 14-18 year olds

Vocal Solos, Ensembles and Group Classes

- CLASS 548 Junior Vocal Solo
- CLASS 549 Junior Vocal Ensemble and Group
- CLASS 550 Intermediate Vocal Solo
- CLASS 551 Intermediate Vocal Ensemble and Group
- CLASS 552 Senior Vocal Solo
- CLASS 553 Senior Vocal Ensemble and Group

MUSICAL DIVISION/INSTRUMENTAL —The Instrumental Division has been divided into the following categories: Keyboard/piano, String, Woodwinds, Brass, Percussion, Instrumental Choir, and Orchestra —Not over 6 minutes. Number may or may not be memorized. Copies of your music are needed for judging. Orchestras will have up to a 10-minute time limit.

Grand and Reserve Grand will be OVERALL – ALL participants in all the categories in the JR - Solo, Ensemble/Group, Orchestra/Band; INT - Solo, Ensemble/Group, Orchestra/Band; SR - Solo, Ensemble/Group, Orchestra/Band will compete together for the Grand and Reserve Grand for a total of 3 Grand and 3 Reserve Grand being awarded – one for each age division)

All performing arts acts will be awarded blue, red and white Danish system ribbons.

Scores: 200 thru 170 = Blue
169 thru 140 = Red
139 and below = White

A Champion and Reserve Champion will be awarded if there are three or more exhibitors in a unit. If no blue ribbons are awarded in that event, no Champion or Reserve Champion may be designated. Grand Champion and Reserve Grand Champion may be designated in Junior, Intermediate and Senior categories in each division (musical/theatrical/dance) from the Champion and Reserve Champion from each class, if merited.

**Age Groups:
Juniors 8-10 year olds
Intermediate 11-13 year olds
Senior 14-18 year olds

Keyboard/Piano Solo or Ensemble (2-5 members)

- CLASS 556 Junior Solo
- CLASS 557 Junior Ensemble
- CLASS 558 Intermediate Solo
- CLASS 559 Intermediate Ensemble
- CLASS 560 Senior Solo
- CLASS 561 Senior Ensemble

Instrumental Solos or Ensembles (2-5 members)

- CLASS 562 Junior Solo
- CLASS 563 Junior Ensemble
- CLASS 564 Intermediate Solo
- CLASS 565 Intermediate Ensemble
- CLASS 566 Senior Solo
- CLASS 567 Senior Ensemble

DANCE DIVISION —Not over four minutes. NOTE: Floor routines must have at least five gymnastics tricks to music. Modern may not have more than four gymnastic tricks. Western may not be clogging. (Grand and Reserve Grand will be OVERALL – ALL participants in all the categories in the JR - Solo, Ensemble, Group; INT - Solo, Ensemble, Group; SR - Solo, Ensemble, Group will compete together for the Grand and Reserve Grand for a total of 3 Grand and 3 Reserve Grand being awarded – one for each age division)

All performing arts acts will be awarded blue, red and white Danish system ribbons.

Scores: 200 thru 170 = Blue
169 thru 140 = Red
139 and below = White

A Champion and Reserve Champion will be awarded if there are three or more exhibitors in a unit. If no blue ribbons are awarded in that event, no Champion or Reserve Champion may be designated. Grand Champion and Reserve Grand Champion may be designated in Junior, Intermediate and Senior categories in each division (musical/theatrical/dance) from the Champion and Reserve Champion from each class, if merited.

**Age Groups:
Juniors 8-10 year olds
Intermediate 11-13 year olds
Senior 14-18 year olds

Dance Solo, Ensembles or Groups

- CLASS 610. Junior Dance Solo
- CLASS 611 Junior Dance Ensembles
- CLASS 612 Junior Dance Group
- CLASS 613 Intermediate Dance Solo
- CLASS 614 Intermediate Dance Ensemble

- CLASS 615 Intermediate Dance Group
- CLASS 616 Senior Dance Solo
- CLASS 617 Senior Dance Ensembles
- CLASS 618 Senior Dance Group



THEATRICAL DIVISION —

Must provide own props. Must be memorized. Not to exceed ten minutes except for One-Act-Plays. Refer to rules #7, #11 and #12.

One-Act Play – a best actor and actress may be selected from the One-Act Plays.

One-Act-Plays there will be a penalty for acts that are under 20 minutes and acts that are over 30 mins.

All performing arts acts will be awarded blue, red and white Danish system ribbons.

- Scores: 200 thru 170 = Blue
- 169 thru 140 = Red
- 139 and below = White

Skits, Pantomime/Mime Solos, Ensembles or Group

- CLASS 652 Junior Solo
- CLASS 653 Intermediate Solo
- CLASS 654 Senior Solo
- CLASS 655 Junior Ensembles or Group
- CLASS 656 Intermediate Ensembles or Group
- CLASS 657 Senior Ensembles or Group

ONE-ACT PLAYS (If there is a mixed age group, enter them by the highest age group) Ex: one junior, two intermediates = Intermediate Class.

Ex: One junior, three intermediates and two seniors = Senior Class

One Act Plays

- CLASS 658 Junior---One-Act Plays (20-30 minutes, one per county; could include solo, duet or group)
- Class 659 Intermediate----One-Act Plays (20-30 minutes, one per county; could include solo, duet or group)
- Class 660 Senior ---- One-Act Plays (20-30 minutes, one per county; could include solo, duet or group)

Written Scripts for Skits and One-Act Plays

- Class 661 Skits written by 4-H member(s)
- Class 662 One-Act Plays written by 4-H member(s)
- Class 663 Skits written and performed by 4-H member(s)
- Class 664 One Act Plays written and performed by 4-H member(s)

MASTER/MISTRESS OF CEREMONIES

- CLASS 665 Junior M.C.
- CLASS 666 Intermediate M.C.
- CLASS 667 Senior M.C.



Tips: Have filler for all the down time between the acts, plan to announce the awards if you are the last to go in the section, have filler for the down time during the tabulations before the awards are given, and make sure you communicate with the judges, music, av people before announcing the next competitor. Keep the competition flowing, be looking at the schedule to ensure you know what is coming next.

AWARDS FOR THE THEATRICAL DIVISION

- Skit and One Act Play Best set
- Skit and One Act Play Best costume-male & female
- Skit and One Act Play Written by 4-H member(s)
- Skit and One Act Play Written & performed by 4-H member(s)

Grand and Reserve Grand will be OVERALL – All Skits, Pantomime, Mime, One-Act Plays, and Written Scripts for each age division will compete together for the Grand and Reserve Grand for a total of 3 Grand and 3 Reserve Grand being awarded – one for each age division.

A Champion and Reserve Champion will be awarded if there are three or more exhibitors in a unit.

If no blue ribbons are awarded in that event, no Champion or Reserve Champion may be designated. Grand Champion and Reserve Grand Champion may be designated in Junior, Intermediate and Senior categories in each division (musical/theatrical/dance) from the Champion and Reserve Champion from each class, if merited.

**Age Groups:

- Juniors 8-10 year olds
- Intermediate 11-13 year olds
- Senior 14-18 year olds

2018 COLORADO 4-H DIGITAL CONTEST

This contest is a state contest –4-H member does not need to qualify at the county fair to enter. Contest will be opened on July 1st and close on July 31st.

Classes

4-H in Action

101	4-H in Action	Jr.
102	4-H in Action	Int.
103	4-H in Action	Sr.

Animals

201	Animals	Jr.
202	Animals	Int.
203	Animals	Sr.

Architecture

301	Architecture	Jr.
302	Architecture	Int.
303	Architecture	Sr.

Landscape

401	Landscape	Jr.
402	Landscape	Int.
403	Landscape	Sr.

People

501	People	Jr.
502	People	Int.
503	People	Sr.

Plant Life

601	Plant Life	Jr.
602	Plant Life	Int.
603	Plant Life	Sr.

This contest is open to (and only to) all Colorado 4-H members 8-18.

Participation is NOT limited to those 4-H members enrolled in photography.

4-H members will enter their entries directly in to FairEntry. The photos will be uploaded to a Dropbox account.

This contest is strictly a state contest-which means that the 4-H member does not have to qualify at the county level to enter.

All entry photos must have been taken by the 4-H member submitting the entry during the contest year.

4-H members may submit up to 6 entries. However, each entry must be in a different class.

Photos cannot be dually entered more than one class.

Photos may be in color or black-and-white

Photo size: Photos submitted must be 8"x 10"

For more information on the contest please go to:

http://www.colorado4h.org/events_opportunities/state_fair/packet/StateDigitalPhotoContest.pdf

2018 Robotics Challenge Tournament

Amy Henschen.....Superintendent
Amy.henschen@colostate.edu

Contest Date: Saturday, Sept. 1

Location: Colorado Building, State Fairgrounds

Check-In: Colorado Building--1:30 pm; Contest starts promptly at 2 pm.

Participant's Entry Fee: \$10 per member

Registration Deadline: August 13
Entry deadline will be Monday two weeks prior to State Fair. Late registrations will be accepted from August 14 through August 17, but must include a late fee of \$10.00 per entrant. Absolutely NO entries or changes will be accepted after 5:00 pm on August 17th.

Online registration completed by August 10 is highly preferable.

Robotic Challenge

The challenge will use the LEGO Mindstorms (EV3 or NXT) platform. County robotics teams with other platforms (Textrix, Vex, FIRST, Robotics) are encouraged to participate by exhibiting at the State Fair in their respective unit.

Each year the tournament board will change.

Requirements:

Each county can bring one (1) junior team and one (1) senior team. **A team is made up of two or more members.**

Classes:


Class 470 Junior Team (8-13 years old)
Class 471 Senior Team (**at least one member 14-18 years old**)

Remember that if your team is made up of a mixture—juniors and seniors, they must compete at the senior level.

Information regarding the yearly state robotics challenge can be found at:

<http://www.4hstemk12.colostate.edu/state-robotics-contest/>

Any updates, information and questions asked and answered can be found there.



2018 4-H Rocket Fly Day Contest

..... Superintendent

.....Assistant Superintendent

Contest date: Sunday, August 26

Time: Registration/Check-in 6:30am
Launch begins at 7:00am sharp!

Location: Colorado State Fairgrounds Grandstand
(Located near Gate 1, but entry is only through Gate 10)

Participant's Entry Fee: \$10 per participant.

Registration Deadline: August 13

Entry deadline will be Monday two weeks prior to State Fair. Late registrations will be accepted from August 14 through 17, but must include a late fee of \$10.00 per entrant. Absolutely NO entries or changes will be accepted after 5:00 pm on August 17.

Online registration completed by August 10 is highly preferable.

If a county did not have its own fly day due to fire bans, you may still enter one member from each unit if they register by the due date.

If your county fair is not completed prior to August 3, call Connie Cecil to make arrangements.

Each county office will issue **one check payable to Colorado State University/4-H Camp Tobin for county entry total.**

Mail by **Aug. 13** to:
Sharie Harless
CSU State 4-H Office
Campus Delivery 4040
Fort Collins, CO 80523-4040

No entries at the contest will be accepted.

Awards will be given after the event.

Criteria--Contest will include the following:

Written exam
Parts Identification
Rocket Launching and Safety

Following is a description of the events for the state rocket fly day contest. County organizers may design their contest differently to meet their specific goals. To insure the greatest success of the county's representative at the state contest, it is suggested that these rules be followed within reason.

Written Examination

The purpose of the written examination is to determine the contestant understands of model rocketry design, construction and operation. The questions will be based on the information found in the Colorado 4-H model rocketry literature.

The question formats will be true/false and multiple choice.

For the senior division, the source material will include knowledge and skills associated with rockets up to and including level 6. For the junior division, knowledge and skill levels will include levels one through three model rockets. The senior division will require a greater depth of knowledge for success.

Parts Identification and Function

Contestants will demonstrate their knowledge of 1) model rocket parts and related equipment and 2) their function (senior division only). Before model rockets can be constructed and launched successfully by youth, they must know and understand the function of the rocket parts. Ten to 20 model rocket parts will be provided for identification and description of its function. Each participant will complete the Parts ID component individually.

Rocket Fly Day Contest Rules:

1. Exhibitors must fly a rocket pertaining to the skill level in which they are enrolled in.
2. Rockets in units 1-4 **must** be checked in with color panel (picture) from kit which indicates engine size, or catalog with proof of skill level and recommended first flight engine. Unit 6 must state the size of the first flight engine at check-in.
3. Level 4 rocketeers may use level IV or V rockets.
4. Rockets **must** be launched with **FIRST FLIGHT ENGINES ONLY.**

5. Rocketry members are asked to bring their own rocket. Each contestant will be required to launch their rocket twice (time and weather permitting).
6. Launching equipment will be set up. Members are to supply rocket, engines, igniters, parachutes and wading. A field box is advisable.
7. Event will be judged on construction, flight stability, range safety, chute deployment and landing. Rockets **must** be painted.
8. Rockets entered in State Fair Exhibit judging may not be used for Rocket Fly Day competition.

[_fair/score_sheets/RocketFlyDayScoreSheet.pdf](#) and http://www.colorado4h.org/project_resources/StateFairExhibitReq.pdf, respectively.

Awards given:

A Champion and Reserve Champion will be awarded in each unit.
 Overall Grand and Reserve Grand Champions will be awarded to the highest point exhibitor—Units 1-6 Jr. and Units 1-6 Sr.
 Highest score overall individual in each age division will receive a trophy (sponsored by Phil and Pat Rouse, Weld County).

Counties may enter one exhibitor per unit as follows:

UNIT 1

Class 669 UNIT 1 – Level 1 Juniors
 Rocket with Balsa Wood Fins

Class 670 UNIT 1 – Level 1 Seniors
 Rocket with Balsa Wood Fins

UNIT 2

Class 671 UNIT 2 – Level 2 Juniors
 Rocket with Balsa Wood Fins

Class 672 UNIT 2 – Level 2 Seniors
 Rocket with Balsa Wood Fins

(A member may exhibit in this unit more than one year.)

For Units 3-6 —finished fins of any type.

UNIT 3

Class 673 UNIT 3 – Level 3 Juniors

Class 674 UNIT 3 – Level 3 Seniors

UNIT 4

Class 675 UNIT 4 – Level 4 Juniors

Class 676 UNIT 4 – Level 4 Seniors

UNIT 6

Class 677 UNIT 6 – Level 6 Juniors

Class 678 UNIT 6 – Level 6 Seniors



This is a judged event. Please review the score sheet and the Colorado State Fair 4-H Exhibit Requirements, available at: http://www.colorado4h.org/events_opportunities/state

SECTION 9 SPECIAL AWARDS

(all awards contingent on sponsorship)

Creative Cooks

Grand Champion Senior exhibitor(s) will win the opportunity to be a Colorado Delegate to the Western National 4-H Roundup. Depending on the availability of funds, partial support may be available from the Colorado 4-H Foundation.

Demonstrations

The top 2 members of a Colorado State Fair Championship Senior Team and the top Senior Individual Champion will each receive a partially funded trip to Western 4-H Roundup, if eligible and sponsors secured. (If the Champion Senior Team consists of mixed-age group members, only the Senior-age member will be eligible for the Roundup trip). A senior demonstration covering a topic related to consumer science and finishes in the top 10 will win a partially funded trip to compete at the FSC Classic Demonstrations at Western National 4-H Roundup (Up to two demonstrations –may either be individual or team).

Fashion Revue — Special Awards

The State Fashion Revue Grand Champion Clothing Construction and Grand Champion Artistic Clothing and Grand Champion Buymanship Models will receive a partially funded trip to Western National 4-H Roundup in Denver to participate in the FCS Classic Fashion Revue Contest.

Participants in Heritage Arts, Leathercraft or Upcycle Your Style, Clothing Construction or Buymanship will compete for this trip.

The Colorado 4-H Foundation has traditionally funded several awards for outstanding 4-Hers. Among those funded are trips to Western 4-H Roundup and trips to National 4-H Conference, National 4-H Congress and Citizenship Washington Focus. In March the Colorado 4-H Foundation director receives requests for funding. All requests are taken under consideration and are selected by the board for funding. Supporting Colorado 4-Hers across the state is a commitment of the Colorado 4-H Foundation. The board tries to allocate the money raised in a way that benefits the most Colorado 4-Hers, as well as recognizing outstanding 4-H youth. For a complete financial report of the Colorado 4-H Foundation or for questions contact the Executive Director, Colorado 4-H Foundation, Campus Delivery 4040, Fort Collins, CO 80523.

